

INDIGO






AV Mixer

Release Notes



SOFTWARE VERSION 1.0.1

000 219 419 910
15. DECEMBER 2006



Contacting Grass Valley

On the www.thomsongrassvalley.com web site you get further information on Thomson/Grass Valley and our products.

For Sales and Service, please contact your local dealer.

To find the account representative, dealer, or distributor nearest you, go to www.thomsongrassvalley.com/indigo

Copyright © Grass Valley. All rights reserved.

This product may be covered by one or more U.S. and foreign patents.

Grass Valley Web Site

The www.thomsongrassvalley.com web site offers the following:

Online User Documentation — Current versions of product catalogs, brochures, data sheets, ordering guides, planning guides, manuals, and release notes in .pdf format can be downloaded.

FAQ Database — Solutions to problems and troubleshooting efforts can be found by searching our Frequently Asked Questions (FAQ) database.

Software Downloads — Software updates, drivers, and patches can be downloaded.



END-OF-LIFE PRODUCT RECYCLING NOTICE

Grass Valley's innovation and excellence in product design also extends to the programs we've established to manage the recycling of our products. Grass Valley has developed a comprehensive end-of-life product take back program for recycle or disposal of end-of-life products. Our program meets the requirements of the European Union's WEEE Directive, the United States Environmental Protection Agency, and U.S. state and local agencies.

Grass Valley's end-of-life product take back program assures proper disposal by use of Best Available Technology. This program accepts any Grass Valley branded equipment. Upon request, a Certificate of Recycling or a Certificate of Destruction, depending on the ultimate disposition of the product, can be sent to the requester.

Grass Valley will be responsible for all costs associated with recycling and disposal, including freight. However, you are responsible for the removal of the equipment from your facility and packing the equipment to make it ready for pickup.

For further information on the Grass Valley product take back system please contact Grass Valley at + 800 80 80 20 20 or +33 1 48 25 20 20 from most other countries. In the U.S. and Canada please call 800-547-8949 or 530-478-4148, and ask to be connected to the EH&S Department. Additional information concerning the program can be found at: www.thomsongrassvalley.com/environment



Contents

- Indigo Release Notes** 5
 - Introduction 5
 - New Features 5
 - Limitations in Software Version 1.0.1 6
 - Known Restrictions in Software Version 1.0.1 7

Version **1.0.1**
15. DECEMBER 2006

Indigo Release Notes

Introduction

This document includes notes for software installation, new features and changes, and other information specific to INDIGO Release 1.0.1 software.

New Features

The new Grass Valley Indigo™ A/V mixer is released. The Indigo is a new class of high-quality, multi-format audio/video mixer. Combining features normally found in video production switchers, AV presentation seamless switchers, and audio mixers, it is a powerful, cost-effective, and easy-to-operate platform for live-presentation environments.

- Live seamless switching of video, and audio sources
- Mix digital and analog sources
- Pre-programmable video layouts with keyers for picture-in-picture and other effects
- Digital effects with 2D and 3D transformations, including page turns, ripples, and swirls
- Pattern, Linear/luminance and chroma keyers
- Integrated control of the Grass Valley Turbo™ intelligent Digital Disk Recorder (iDDR) and other devices
- Stereo analog and AES/EBU audio
- Four-band parametric equalizer and motor-driven audio faders
- Easy to use audio-follow-video mode
- Intelligent audio-delay management for live production lip sync
- Store and retrieve settings from USB drive.

Limitations in Software Version 1.0.1

- HiRes functionality for upscaling and downscaling HD and computer sources not released
- Audio compressor/limiter for limiting out of range microphone signals is not available yet
- Audio embedding/deembedding is not implemented for DV & SDI

These limitations are expected to be solved during Q1 2007. To receive information about product updates, please register Indigo according to the warranty instructions on the Grass Valley web site:

www.thomsongrassvalley.com/support/warranty/register/.

Known Restrictions in Software Version 1.0.1

| Area | Known Problem | ID |
|----------------|--|----|
| Transition | <p>Combination of transition effect for keyers: After power up first time BGND transition with Fx enabled produces flash. In Wipe „Out“ any DVE effect produces flash during transition if key has not enabled transformation. Setting a transition for a key that uses a wipe in and any other DVE effect out produces a flash at the end of the transition. Work around - enable transformation for the key. A delay in GUI refresh may appear to highlight non-selected transition buttons. Switcher will continue to operate according to actual selection regardless of highlight.</p> | |
| Keyer | <p>In PiP mode if Transform is enabled and picture is rotated then edges becomes jagged. To make edges more soft go to the Crop/Border menu and add crop softness.</p> | |
| Audio | <p>Compressor/Limiter is not available yet.</p> | |
| Media Player | <p>Favorites are not stored in to the application.</p> | |
| E-Mem | <p>Media players states, transition duration parameters, and the position of the lever arm are not saved in the E-MEM</p> | |
| Col Correction | <p>Transition between color corrected and not color corrected sources produces flash.</p> | |
| Setup | <p>Video/Output: If Ext. Lock is enabled and H & V are adjusted with some H & V phases combinations Transformed PiP or key could be damaged. Adjusting the H & V phases of the external genlock during set up may cause a transformed key to no longer produce the expected image. Work around - reboot. After adjusting phases will bring key back to normal state. Audio: Embedding/deembedding is not implemented for DV & SDI.</p> | |
| Outputs | <p>Composite video is about 5% low on chroma level. DV still has compression issues which introduce jagged edges and jitter.</p> | |
| Load / Save | <p>Stills loaded from USB Flash Memory may be renamed through the Stills Store menu. There is currently no additional indication which Stores have been used. Work around - rename as soon as loaded to avoid overwriting with new save.</p> <p>If the USB Flash Memory is not working with Indigo then USB memory should be reformatted with correct partition table (linux „fdisk“ tool could be used for this). With next release this functionality will be integrated into the GUI.</p> <p>Attention! If you reformat your USB Flash Memory all data on will be lost! Please make a backup of your data first.</p> | |
| | | |

