

# Kalypso


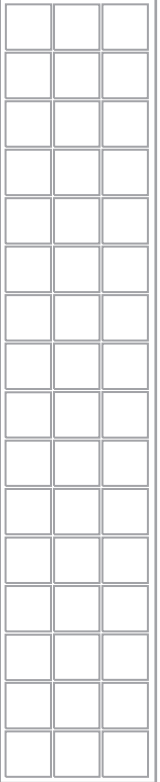

VIDEO PRODUCTION CENTER

## Release Notes Addendum



SOFTWARE VERSION 15.1.0

071072248  
NOVEMBER 2008



# Contacting Grass Valley

|   |                      |   |  |                                    |
|---|----------------------|---|--|------------------------------------|
| <b>International Support Centers</b>                                  | <b>France 24 x 7</b> | +800 8080 2020 or +33 1 48 25 20 20<br>+800 8080 2020 or +33 1 48 25 20 20  | <b>United States/Canada 24 x 7</b>             | +1 800 547 8949 or +1 530 478 4148 |
| <b>Local Support Centers (available during normal business hours)</b> | <b>Asia</b>          | <b>Hong Kong, Taiwan, Korea, Macau:</b> +852 2531 3058 <b>Indian Subcontinent:</b> +91 22 24933476<br><b>Southeast Asia/Malaysia:</b> +603 7805 3884 <b>Southeast Asia/Singapore:</b> +65 6379 1313<br><b>China:</b> +861 0660 159 450 <b>Japan:</b> +81 3 5484 6868  |  |                                    |
|   |                      | <b>Australia and New Zealand:</b> +61 1300 721 495  | <b>Central/South America:</b> +55 11 5509 3443 |                                    |
|   |                      | <b>Middle East:</b> +971 4 299 64 40 <b>Near East and Africa:</b> +800 8080 2020 or +33 1 48 25 20 20   |  |                                    |
|   | <b>Europe</b>        | <b>Belarus, Russia, Tadzikistan, Ukraine, Uzbekistan:</b> +7 095 2580924 225 <b>Switzerland:</b> +41 1 487 80 02<br><b>S. Europe/Italy-Roma:</b> +39 06 87 20 35 28 <b>-Milan:</b> +39 02 48 41 46 58 <b>S. Europe/Spain:</b> +34 91 512 03 50<br><b>Benelux/Belgium:</b> +32 (0) 2 334 90 30 <b>Benelux/Netherlands:</b> +31 (0) 35 62 38 42 1 <b>N. Europe:</b> +45 45 96 88 70<br><b>Germany, Austria, Eastern Europe:</b> +49 6150 104 444 <b>UK, Ireland, Israel:</b> +44 118 923 0499 |  |                                    |

Copyright © Thomson. All rights reserved.

This product may be covered by one or more U.S. and foreign patents.

## Grass Valley Web Site

The [www.thomsongrassvalley.com](http://www.thomsongrassvalley.com) web site offers the following:

**Online User Documentation** — Current versions of product catalogs, brochures, data sheets, ordering guides, planning guides, manuals, and release notes in .pdf format can be downloaded.

**FAQ Database** — Solutions to problems and troubleshooting efforts can be found by searching our Frequently Asked Questions (FAQ) database.

**Software Downloads** — Download software updates, drivers, and patches.



## END-OF-LIFE PRODUCT RECYCLING NOTICE

Grass Valley's innovation and excellence in product design also extends to the programs we've established to manage the recycling of our products. Grass Valley has developed a comprehensive end-of-life product take back program for recycle or disposal of end-of-life products. Our program meets the requirements of the European Union's WEEE Directive, the United States Environmental Protection Agency, and U.S. state and local agencies.

Grass Valley's end-of-life product take back program assures proper disposal by use of Best Available Technology. This program accepts any Grass Valley branded equipment. Upon request, a Certificate of Recycling or a Certificate of Destruction, depending on the ultimate disposition of the product, can be sent to the requester.

Grass Valley will be responsible for all costs associated with recycling and disposal, including freight. However, you are responsible for the removal of the equipment from your facility and packing the equipment to make it ready for pickup.



For further information on the Grass Valley product take back system please contact Grass Valley at + 800 80 80 20 20 or +33 1 48 25 20 20 from most other countries. In the U.S. and Canada please call 800-547-8949 or 530-478-4148, and ask to be connected to the EH&S Department. Additional information concerning the program can be found at: [www.thomsongrassvalley.com/environment](http://www.thomsongrassvalley.com/environment)



Version **15.1.0**

NOVEMBER 2008

# *Kalypso Release Notes Addendum*

## **Software Issues Resolved in Version 15.1**

*Table 1. Resolved Software Issues*

| <b>Area</b>   | <b>Issues</b>  | <b>ID</b> |
|---------------|--|-----------|
| AMP           | Two K2 channels rolled together do not stay in sync.                         | 72297     |
| Control Panel | Joy stick override function not working.                                     | 99530     |
| Control Panel | Lamp Tally and Functions delayed on Panel.                                   | 88408     |
| Menu Panel    | Mapping a 32 button Aux Sat panel crashes the Menu.                          | 86798     |
| Pbus          | After deleting a Pbus device, at times a PBUS device may not send a trigger. | 86796     |
| Still Store   | Channel pairing is not remembered with EMEM.                                 | 86335     |
| Still Store   | Still Store loop point, flicker, low level issues.                           | 86296     |

# Known Software Issues

Table 2. Known Software Issues

| Area         | Issues   | ID    |
|--------------|--|-------|
| AMP          | K2 AMP machine does not respond if messages are less than five frames apart.   | 70541 |
| AMP          | Ethernet has priority of Serial commands for AMP protocol.   | 70551 |
| AMP          | While enabling or disabling an AMP ethernet device, a 1-2 second delay can occur with the panel.   | 78031 |
| AMP          | Cue commands do not work on K2 AMP (serial or ethernet) if Kalypso is set to "Tape Timer".   | 84932 |
| AMP          | In AMP Ethernet, changing directories with a large number of clips takes several minutes.  | 84934 |
| AMP Serial   | Clips do not recall first attempts if not set to Default Directory: K-2 AMP Serial.  | 84930 |
| Bus Linking  | Bus Linking the U1 and U2 buses as masters to the A and B buses as slaves will cause undesired results when simultaneously transitioning the Primary and Secondary partitions of a split M/E.<br>Workaround: Use the A and B buses as masters when linking Primary and Secondary partition background buses.   | 32099 |
| Chroma Key   | When Source Memory is on, if a keyer specifying a Chroma Key is selected but a Chroma Keyer is not available for use, Source Memory for that source reverts to Fixed Linear Key. Later, if a Chroma Keyer becomes available, selecting that keyer source produces a Fixed Liner Key, not the desired Chroma Key.   | 31404 |
| Copy Swap    | Parts of a Copy operation that are not enabled in the destination of the copy may not be recognized by MOD operations. This is especially true when copying TE data to a keyer that doesn't currently have the TE enabled.<br>Work around: The first time you Copy and MOD, the TE will be enabled but that data may not be transferred. If you Copy MOD a second time, the rest data will be transferred.   | 52305 |
| E-MEM        | E-MEM/Source Memory doesn't always properly handle Transform Engine parameters for Front/Back switching if the switch does not occur on a keyframe and the Front/Back parameters are significantly different from each other. Workaround: Add a keyframe at the switch point.  | 11468 |
| E-MEM        | The Kalypso system does not recognize the flip/flop of buses at the end of a transition as a modified parameter. This means the Modify button cannot be used to edit an effect with these automatically selected sources, and it also affects setting up Effects Dissolves. Work around is to perform the transition and then select the ending sources manually, or simply select the two sources manually without performing the transition. Once sources have been manually selected, Modify and Effects Dissolves will work.   | 28014 |
| E-MEM        | When at the last keyframe of an effect with Stop Next KF on, pressing Run fails to update the Work Buffer with the first keyframe of the effect. Rewind works correctly.   | 44885 |
| E-MEM        | In 300 Mode the offset register indicator does not always display on the E-MEM RT Panel display when it should. The timeline display correctly shows the offset register condition.  | 51108 |
| E-MEM        | Recall/Auto Run of effect sometimes does not run.  | 52161 |
| E-MEM        | Files within SHOW folders are not individually accessible.   | 59529 |
| E-MEM        | Cannot unlock an empty register.<br>Workaround: Select each level individually until you find the locked level. Then temporarily assign a non-empty sublevel to it, unlock it, and assign the sublevel back to its original level.   | 61748 |
| E-MEM        | AMP Serial: Changing directories can sometimes take several seconds to refresh, making E-MEM operations impractical.   | 74126 |
| E-MEM Recall | Machine Control panel allows loading of stills and clips of a mismatched format.<br>Workaround: Enable "Auto Run" in the Master E-MEM section. The double hit recall work-around only works if you don't recall to AIR and remember to do it each time before you run your effect.   | 67904 |
| E-MEM        | When running an effect in reverse with several pauses in the timeline, the effect will stop at the first pause and will not continue running in reverse on subsequent button presses.  | 19095 |
| E-MEM        | When Master E-MEM has multiple levels out of sync (for example, enabling one Master E-MEM level, partially running it, disabling that level and enabling another level, and then running it), and the Master E-MEM is parked at or past the end of the effect, pressing the Run button snaps all levels to the Master's current time and then the run stops because the effect is at the end. A second press of the Run button is then required to run the effect.<br>Workaround: Rewind effects manually before running them. (If the levels are already parked at their beginning, the rewind won't disturb that state). | 29836 |

Table 2. Known Software Issues - (continued)

| Area                 | Issues   | ID    |
|----------------------|--|-------|
| EMEM                 | E-MEMs can recall crop setting from stills of the wrong line standard.   | 87723 |
| EMEM (Double Take)   | <p>Keyer flash when changing between Split and PCF/Normal mode with E-MEMS.</p> <p>Workaround: Since the processing delay of the keyer state (when switching in and out of split M/E mode) is one field, a macro can be built that turns off the keys, waits one field then recalls the desired E-MEM register. This isn't always reliable because macros do not remember the state of the keyer.</p> <p>To record that macro:</p> <ul style="list-style-type: none"> <li>- Enable macro record.</li> <li>- Turn off the keys in the affected M/E.</li> <li>- insert a 1 field delay.</li> <li>- recall the desired E-MEM register.</li> <li>- turn off Macro record.</li> </ul> | 68764 |
| External Device      | Serial controlled devices in External Devices/Enables menu are slow to respond to "Disable all".   | 73953 |
| External Devices     | When "Cue to Begin" button in External devices is pressed, the clip freezes.   | 80839 |
| External Devices     | In Gang and Link mode, cueing is inconsistent.<br>Workaround: Cue channels individually when they are ungangged.   | 93569 |
| Fence                | Horizontal and Vertical Fence adjustments result in image noise.   | 78452 |
| File Operations      | Cancelling the load of a user profile operation does not revert to a pre-load state.   | 60696 |
| Frame                | Recording a macro with Wipe Copy Swap causes a loss of communication with the frame.   | 64962 |
| Frame                | After power cycle/reboot, files that are not in the working directory are coming up with a line rate mis-match.<br>Workaround: Load the Still Store Environment.   | 83034 |
| Frame                | Unitization of Transform DPM channels fails about 20% of the time after power cycle or reset, when boards are cold.<br>Workaround: Reset the frame/power cycle the Transform Engine.   | 86711 |
| Frame                | Ganging slaves the timecode while jogging.   | 96605 |
| GPI Output           | If a negative value is entered for GPI output Duration, it wraps to max value. This is a problem with all unsigned integer parameters from the keypad popup.   | 26248 |
| Hold                 | Holding a crosspoint during E-MEM recalls the still and updates source memory.   | 11871 |
| Key Priority         | Keyframes and Effects Dissolves do not work on Key Priority modes. The mode is always recalled as a cut at the end of a transition.  | 22064 |
| Keypad Data Entry    | Existing keypad values are not cleared when negative values are entered on the Main panel unless the negative key is pressed last. For example, if 5 is the starting value, pressing - 1 results in a -15 value. Pressing 1 - gives the desired -1 value.  | 29886 |
| M/E Re-entry         | If an effect is learned to re-enter M/E 1 into M/E 2 or 3, then another effect is learned to re-enter M/E 2 or 3 into M/E 1 in a different register. The re-entries do not swap as they should.  | 23395 |
| Machine Control      | AMP Serial Protocol - If the program clip and preset clip belong to different folders, the RT Panel sometimes displays the wrong clip list.  | 51506 |
| Machine Control      | Channels can get out of sync while pressing jog.   | 95375 |
| Machine Control (K2) | Cueing isn't always possible if a channel is currently playing.  | 95476 |
| Macros               | When using a macro to control several Transform Engine (TE) parameters, all the parameter changes may not be executed when that macro is played back. The TE requires processing time to calculate changes, particularly those for source space.<br>Workaround: Add two fields of delay to the macro between each TE parameter change.   | 37984 |
| Macros               | Macros run from the Main panel do not perform Engineering Setup parameter changes.<br>Workaround: Run Macros with Engineering Setup changes from the Macro Menu (being sure to be logged in as the EIC).   | 38385 |

Table 2. Known Software Issues - (continued)

| Area                | Issues  | ID    |
|---------------------|---|-------|
| Macros              | A Pre-Attach macro can cause button release to be intermittently missed. Workarounds include: If you only have a Pre-Attach macro and the button function, create a macro that has the button function and Post-Attach it to the button. Then attach the Pre-Attach macro functionality as a Replace Attach to the button. Alternatively, you can build a single macro with the entire functionality (including the macro and button function) and attach it as a Replace Attach macro. If you have a Pre-Attach macro button functionality and a Post Attach macro, insert timing delays until the macro works reliably. | 40391 |
| Mask                | For v12.0.0 the E-MEM default Mask setting is OFF. The default for versions before v12.0.0 was ON because the Keyer Mask menu did not exist on Kalypso systems. E-MEMs created with earlier versions of software that employ Keyer Mask will need to be loaded and re-saved with the Mask setting turned ON for proper operation.   | 63851 |
| Mask Wipe           | Mask Wipe softness cannot be enabled for effects built in v10.0.  | 63219 |
| Menu                | The Menu on PC application occasionally takes more than a minute to shut down. Though it appears to have shut down, it hasn't completed and a new Menu application cannot be started until the old one has finished shutting down. Workaround: Bring up Task Manager and End the old Menu task so that you can start a new instance of the Menu.  | 42739 |
| Menu Panel          | External Device Control Menu buttons do not display correctly for FFwd and Rewind AMP protocol.   | 70730 |
| Menu Panel          | In the menu, attaching a macro to M/E 3 B Bus Source Select M/E 1, attaches it to M/E 2.  | 98870 |
| Mod All Absolute    | The Mod All Absolute feature, available in the Timeline Menu, applies Transform Engine X and Y position parameter changes to all keyframes in an effect even if only one position parameter was changed.  | 29115 |
| NetCentral          | On failure of one or more fans in the frame, Net Central III reports an informational message that states the system cooling-fans resumed normal operation.   | 35757 |
| Output Recursive    | Montage effects do not always run the same with manual run vs. Auto Run.  | 83426 |
| Output Recursive    | In Montage, Chroma fades faster than the rest of the image.   | 83802 |
| Panel               | Time display often shows frames rather than seconds for Keyframe Durations.   | 10730 |
| Pixelator           | Pixelator appears masked and only operational on Keyers 1 and 3.  | 50884 |
| Pixelator (HD Only) | Pixelator controls do not work on Background and Utility buses on Kalypso HD systems running in 720p mode. Pixelator controls do operate on key buses, however. Workaround: Put the source on a key bus clipped to full frame and pixelate the key.   | 54104 |
| Preset Black        | If a Preset Black transition is performed half way (black being the output), recalling an E-MEM with Effects Dissolve will show the transition on the output and then return to black.  | 12512 |
| Remote Aux Panel    | Bus Linking: using a remote aux panel to control an aux bus (which is linked to an M/E) bus is not reliable.  | 72197 |
| Resource Sharing    | Default Keyframe stays with the physical M/E.   | 34251 |
| Router Interface    | Router sources do not show up on Menu or panel if router source is via a Time line.   | 60080 |
| Serial Tally        | Extended character set corrupts tally name message. No character above 0x81 is supported.   | 33844 |
| ShotBox             | Resetting the Shot Box causes Master E-MEM to recall register 00. Workround: Verify that all levels are disabled on Master E-MEM before resetting the Shot Box.   | 50938 |
| Source Memory       | When key mode changes during source change, the keyer stays in freeze mode.   | 17424 |
| Source Override     | Source Override is not working against the source selection from the menu.  | 35185 |
| Still Store         | In Still Store, loop count cannot be changed while an animation is in progress. Loop count can be changed when the animation has stopped.   | 61206 |
| Still Store         | Downloaded images do not appear in their folder until a refresh of that folder is performed.  | 73356 |
| Still Store         | Still Store thumbnails are missing when loaded from Show.   | 75192 |
| Still Store         | Cancel Output button on playback pane doesn't work.   | 78419 |
| Still Store         | Still Store accepts invalid file names from FTP source.   | 78723 |
| Still Store         | Cannot record and load images at the same time in SD mode.  | 80344 |
| Still Store         | Still Store bus always shows Video and Key even if source has No Key.   | 80353 |

Table 2. Known Software Issues - (continued)

| Area                          | Issues  | ID    |
|-------------------------------|---|-------|
| Still Store                   | Pressing Mark Thumb causes Still Store controls to lock until thumbnail is updated.   | 82579 |
| Still Store                   | Available time display shows incorrect time remaining when recording clips.   | 82799 |
| Still Store                   | Renaming, moving, or deleting an image in the Image Server breaks the relationship to that image in the work space.   | 83076 |
| Still Store                   | When a remote Image Server is disconnected, some images are incorrectly shown in cache.   | 85034 |
| Still Store                   | Can't change directories while files are loading into cache.  | 85890 |
| Still Store                   | Occasional streaks or sparkles in the video signal exhibited during testing. This occurs only with pathological test signals, not in normal video.  | 86109 |
| Still Store                   | Loops from previous software versions will not run in SD. End time is one frame less than it should be.   | 86403 |
| Still Store                   | Looping Clips in SD may flicker if the Freeze Mode is set to Field. If a clip has freeze mode set to Field 1 or 2, playing it in a loop will cause the video to intermittently change between field 1 and 2.<br>Workaround: Setting the Freeze Mode to frame corrects the problem. Freeze mode should not affect the looping clip at all. | 86453 |
| Still Store                   | Still Store videos are lost in suite 2 when releasing channels from suite 1.  | 88115 |
| Still Store                   | Sequencing of Still Store pauses during Still Store directory change.   | 88216 |
| Still Store                   | Image Server software on Menu doesn't always indicate a new Image Server has been set up.<br>Workaround: Reboot the menu.   | 88345 |
| Still Store                   | Immediately after reboot, deleting a Still Store Image Server can temporarily lock up the control panel.  | 91082 |
| Still Store                   | There is no way to delete an invalid Still bitmap icon. If a Still Store bitmap is too large it will not be displayed.  | 92741 |
| Still Store                   | Keep (overwrite) does not delete image content of overwritten file.   | 93141 |
| Still Store                   | Still Store vid/key pair using a separate video in the key channel is not E-Mem-able.<br>Workaround: Include a keyframe with the unpaired sources in each E-MEM.  | 94331 |
| Still Store                   | In 1080 Still Store outputs are cropped to 4:3 values and the crop cannot be fixed.   | 98691 |
| Still Store Loader            | Images transferred via (any) Still Store Loader set to HD line rate will cause the Classic Still Store to disconnect.   | 85915 |
| Still Store HD/Duo only       | In SD Mode only, under some conditions, Still Store playback can be slightly offset from its record.  | 41907 |
| Still Store HD/Duo only       | Still Store input is vertically out of time in SD mode.   | 56164 |
| Strobe                        | In Live SF Mode, when Strobe is turned on with Freeze at 100%, the picture freezes.   | 58891 |
| Timing Analyzer               | The timing Analyzer on Kalypso HD will mis-read the timing of a certain class of sources.   | 84141 |
| Transform Engine              | When a key signal is passed through a Transform Engine, for some angles and for certain sizes the video becomes blurry.   | 54858 |
| Transform Engine              | Transform Engine on Duo frame running in SD mode is very soft when scaling a DVE box to approximately 30% resolution and lower. Resulting effect is considerably softer than identical effect rendered on Classic frame transform engine.<br>Workaround: Turn on Defocus and set to 1.5%.   | 94134 |
| Transform Engine Classic 16:9 | On Kalypso Classic systems, 16 x 9 Page Turn offset does not allow the page turn effect to complete.  | 30558 |
| Transform Engine HD/Duo Only  | On some systems horizontal lines flash across Transform Engine.   | 51561 |
| Transform Engine HD/Duo only  | Defocusing an image causes a vertical line of non-focused pixels on the left edge of the image.<br>Workaround: Crop the image.  | 52299 |
| Transform Engine HD/Duo only  | Some combinations of Transform Engine Lighting with the Kurl/Ripple mode creates a moiré pattern in the lighting.   | 52482 |
| Utility Bus                   | Incorrect internal routing of Utility Bus signals used in PST Pattern border washes.  | 73439 |
| Wipe                          | Wipe scaling problem. Wipes appear on screen after the transition has started and complete before the transition panel has finished its transition.   | 11641 |

