

IQHCO50

3G/HD/SD-SDI Signal Protection Module

Automatic 3G/HD/SD-SDI signal protection using pre-defined input error rules engine.

The IQHCO50 from Grass Valley provides backup protection for SDI signal paths using video and audio input error monitoring, resulting in automatic change-over to a backup feed on error state detection. A powerful rules engine is available to provide logical conditions for auto-switching, while GPI inputs and card edge control can force the unit to switch independent of signal state. Features include three selectable inputs and a dedicated TPG input, alongside monitoring of the unselected inputs for video and audio signal confidence.

Why should you choose this module?

- Ideal for multiformat workflows where signal redundancy is an essential requirement
- Flexible control interfacing including fully automatic, RollCall, card edge and GPI operation
- RollCall integration ensures real-time alarm reporting of potential failure conditions to Grass Valley monitoring systems, and SNMP compatibility allows easy integration with third party network management systems providing an all-inclusive monitoring and control solution

KEY FEATURES

- 3 Gb/s SDI, HD-SDI, SD-SDI and DVB-ASI operation
- Auto change-over from either input on pre-defined error conditions with user-definable change-over delay
- Input signal monitoring including SDI lock, EDH/CRC error, freeze detection, black detection, embedded audio loss and standard mismatch
- Input loss detection — default output of black/pattern, tone/mute
- Connectivity: 3 SDI inputs, up to 4 SDI outputs (2 main and 2 monitoring) and up to 8x GPI/O
- Video controls including video gain, offset, hue and RGB legalization, with optional color correction
- Up to 32-channel embedded audio support and Dolby E compatibility
- Independent HANC and VANC blanking control per output
- Card edge control for input switch and LED status indicators
- Selectable SDI monitoring outputs enable either input to be monitored independent of the main signal selection
- Built-in test pattern generator and audio tone generator assignable per input for testing purposes and provision for a dedicated routable TPG fourth input
- 16x user memories, save/recall/rename
- Input signal relay bypass versions available (options for either basic input 1 to output 1, or follow input select bypass)
- RollCall monitoring allows all signal paths to be managed

SPECIFICATIONS

Inputs and Outputs

Video Standards Supported

1125 (1080)/50p (A & B), 1125 (1080)/59p (A & B), 1125 (1080)/60p (A & B), 1125 (1080)/25p, 1125 (1080)/24p, 750 (720)/50p, 750 (720)/59p, 750 (720)/60p, 750 (720)/30p, 750 (720)/23p, 750 (720)/24p, 750 (720)/25p, 750 (720)/29p, (1035)/29i, (1035)/30i, 1125 (1080)/25i, 1125 (1080)/29i, 1125 (1080)/23p, 1125 (1080)/23sf, 1125 (1080)/24sf, 625(576)/25i, 525(480)/29i /DVB-ASI, EN50083-9

Signal Inputs

Primary switch: 3x SDI via BNC connectors

Input 1 cable length:

- Up to 70m Belden 1694A @ 3 Gb/s
- Up to 160m Belden 1694A @ 1.5 Gb/s
- >350m Belden 1694A @ 270 Mb/s

Input 2 cable length:

- Up to 60m Belden 1694A @ 3 Gb/s
- Up to 100m Belden 1694A @ 1.5 Gb/s
- Up to 100m Belden 1694A @ 270 Mb/s

Input 3 cable length:

- Up to 40m Belden 1694A @ 3 Gb/s
- Up to 100m Belden 1694A @ 1.5 Gb/s
- Up to 100m Belden 1694A @ 270 Mb/s

Fiber Signal Input

Inputs: Up to 2

Optical 3 Gb/s HD-SDI, 1.485 Gb/s HD-SDI or 270 Mb/s SD-SDI, ASI (270 Mb/s)

Connector/format: LC singlemode

Standard: SMPTE ST 297-2006

Signal Outputs

Primary switch: 2x SDI via BNC connector

Monitoring switch: 2x SDI via BNC connector

Fiber Signal Output

Outputs: Up to 2

Optical 3 Gb/s HD-SDI, 1.485 Gb/s HD-SDI or 270 Mb/s SD-SDI, ASI (270 Mb/s)

Connector/format: LC singlemode

Standard: SMPTE ST 297-2006

Control Interface

GPI I/O: 8x closing contact via BNC

Card edge controls:

- External switch for manual and remote mode
- Input 1-3 manual override select push buttons

Controls

Indicators

Power: OK (Green)

CPU: Running (Green flashing)

FPGA running: OK (Green flashing)

Status: OK (Green), Warning (Yellow), Error (Red)

Input 1: OK (Green), Fail (Red)

Input 2: OK (Green), Fail (Red)

Input 3: OK (Green), Fail (Red)

RollCall Controls

Default video output type: Input, Mute, TPG (Pattern, Captions, Tone), Black

Default video output standard: Last Known Good, 1125 (1080)/50P, 1125 (1080)/59P, 1125 (1080)/29i, 1125 (1080)/25i, 750 (720)/59P, 750 (720)/50P, 525 (480)/29i, 625 (576)/25i, Mute, Pattern

Main output switch: Rules selection, Primary, Secondary, FailSafe, Input 4 (Pattern, Caption, Tones)

Monitor output switch: Follow Main, Rules selection, Primary, Secondary, FailSafe, Input 4 (Pattern, Caption, Tones)

Switch rules: Logical combinations of warnings, GPI and RollTrack triggers

Change-over parameters: No SDI Lock, Standard mismatch, CRC (EDH) Error, Video freeze, Video black, Embedded audio loss, embedded audio quiet, audio overload, pair type detection (Dolby E, Data, PCM)

Switch delay:

Video 0s to 600s (Reversion) and 0fr to 16384fr (Trigger Condition)

Audio 0 to 16384 from Trigger Condition (fr)

Audio type 0 to 16384 from Trigger Condition (fr)

GPI/O program: TALLY any input state or warning or set as trigger

Pattern select: Color Bars, Black

Edit caption: 19 characters available, size and position adjustment

Reporting & logging: Input Loss; Input Line Standard; EDH error; Audio & data presence, change over status, main video output

PCM Tone Setup

Frequency L/R: 100 Hz to 10 kHz in 100 Hz steps

Channel Ident: On/Off

Audio Monitoring

Low audio level detect: 0 to -80 dB in steps of 1 dB

Signal overload detect: 0 to -80 dB in steps of 1 dB

Other Controls

User memories: 16x Save, Recall, Rename

Memory naming: User-configurable naming of memories 1 – 16

Information window: Video Input and output Status, Audio Input Status, Rules status, Network status

RollTrack index: Up to 70 RollTrack destinations

RollTrack sources: Unused, Main output selection, Backup output selection, Input Std

Factory default: Resets all module settings to factory specified default values and clears memories

Default settings: Resets all module settings to factory specified defaults but does not clear memories

Restart: Software restart of the module

Module information: Reports following module information: Software version, Serial number, Build number, KOS version, Firmware version, PCB version

General Specifications

Electrical: 3 Gb/s SDI, SMPTE ST 424, 1.5 Gb/s HD-SDI, SMPTE ST 292, 270 Mb/s SDI, SMPTE 259-C / DVB-ASI

Connector/format: BNC/75Ω panel jack on standard IQ connector panel

Return loss:

- >-15 dB (270 Mb/s, 1.5 Gb/s)
- >-10 dB (3 Gb/s)
- >-15 dB DVB-ASI, EN50083-9

Output jitter:

- SD-SDI 0.2 UI (10 Hz) / 0.2 UI (1 kHz)
- 3G/HD-SDI 1.0 UI (10 Hz) / 0.2 UI (100 kHz)
- DVB-ASI, EN50083-9

GPI I/O (x8) characteristics:

- Closing contact type with internal source
- Input threshold voltage 1V typical

Optical 1310 nm Tx

Wavelength: 1310 nm

Spectral width (FWHM): >1.5 nm (typ.)

Output power: 0 to -5 dBm typical (-2 dBm typical)

Rise and fall time:

- 135 ps @ 3 Gb/s
- 270 ps @ 1.5 Gb/s
- 1.5 ns @ 270 Mb/s

Extinction ratio: >7.5:1 (typ.)

Optical return loss: -27 dB

Link distance

- Up to 30 km @ 270 Mb/s
- Up to 21 km @ 1.5Gb/s
- Up to 10 km @ 3 Gb/s

Optical Rx

Input wavelength range: Min. 1260 nm, Max. 1620 nm

Input sensitivity: -21 dBm

Optical power input range: > -0 dBm, < -20 dBm

Link distance:

- Up to 30 km @ 270 Mb/s
- Up to 21 km @ 1.5 Gb/s
- Up to 10 km @ 3 Gb/s

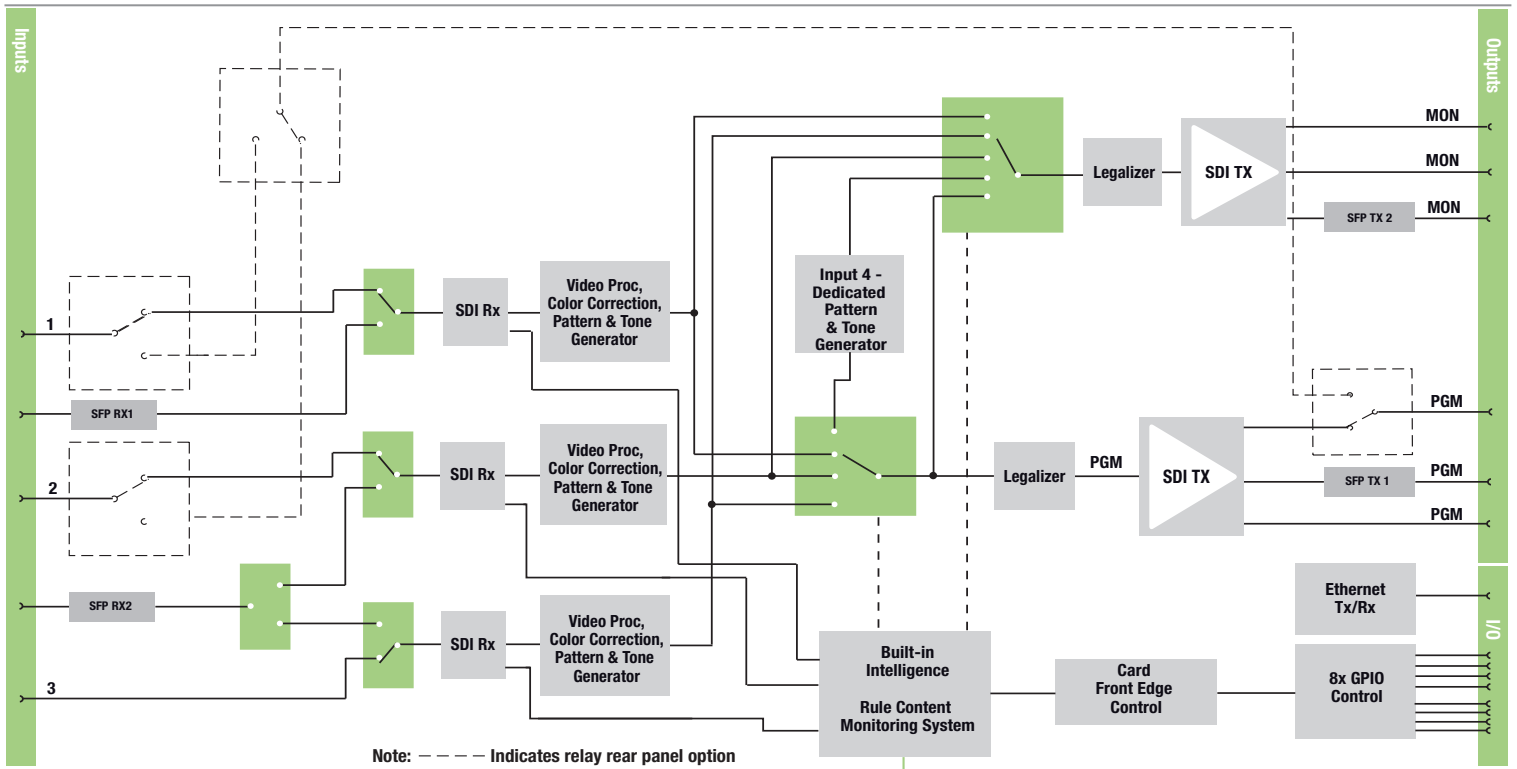
Module Power Consumption

IQHCO5000-B3: 11 PR Max.

IQHCO5003-B3: 11 PR Max.

Relay rear versions:

- IQHCO5001-B3: 11 PR Max.
- IQHCO5002-B3: 11 PR Max.



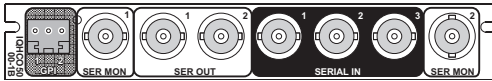
Block Diagram for IQHCO50 range

Network intelligence, control and monitoring

ORDERING

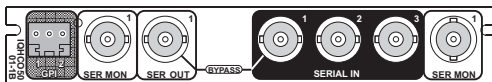
IQHCO5000-1B3

3G/HD/SD-SDI signal protection module. 3 inputs, 2 main outputs, 2 monitoring outputs, 2 GPI/O



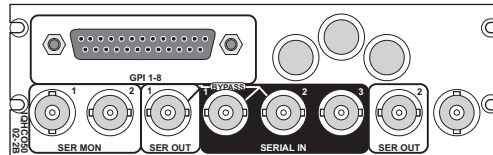
IQHCO5001-1B3

3G/HD/SD-SDI signal protection module with relay bypass. 3 inputs, 1 main output, 2 monitoring outputs, 2 GPI/O



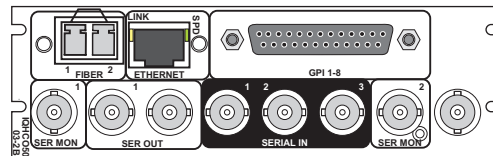
IQHCO5002-2B3

3G/HD/SD-SDI signal protection module with input follow relay bypass. 3 inputs, 2 main outputs, 2 monitoring outputs, 8 GPI/O



IQHCO5003-2B3

3G/HD/SD-SDI signal protection module. 3 inputs, 2 main outputs, 2 monitoring outputs, 8 GPI/O, Fiber SFP, Ethernet



Software Options

IQOPTH5-CC

Software option to add color correction

For more details on enclosure types please refer to the IQ Modular Enclosures datasheet.



WWW.GRASSVALLEY.COM

Join the Conversation at **GrassValleyLive** on Facebook, Twitter, YouTube and **Grass Valley** on LinkedIn.



www.grassvalley.com/blog

This product may be protected by one or more patents. For further information, please visit: www.grassvalley.com/patents.

Belden®, Belden Sending All The Right Signals®, the Belden logo, Grass Valley®, GV® and the Grass Valley logo are trademarks or registered trademarks of Belden Inc. or its affiliated companies in the United States and other jurisdictions. Grass Valley products listed above are trademarks or registered trademarks of Belden Inc., GVBB Holdings S.A.R.L. or Grass Valley Canada. Belden Inc., GVBB Holdings S.A.R.L., Grass Valley Canada and other parties may also have trademark rights in other terms used herein.

Copyright © 2019-2020 Grass Valley Canada. All rights reserved. Specifications subject to change without notice.