

Release Notes

software release **2.0.1A**

071808401

FIRST PRINTING: **JANUARY 2001**

REVISED PRINTING: **MAY 2001**

2020DAC
AUDIO D-A CONVERTER

Contacting Grass Valley Group

Region	Voice	Fax	Address	Web Site
North America	(800) 547-8949 530-478-4148	(530) 478-3347	Grass Valley Group P.O. Box 599000 Nevada City, CA 95959-7900 USA	www.grassvalleygroup.com
Pacific Operations	+852-2585-6688 Support: 852-2585-6579	+852-2802-2996		
U.K., Europe, Asia, Middle East	+44 1753 218 777	+44 1753 218 757		
France	+33 1 45 29 73 00			
Germany	+49 221 1791 234	+49 221 1791 235		

Copyright © Grass Valley Group. All rights reserved.

This document may not be copied, in whole or in part, or otherwise reproduced, except as specifically permitted under U.S. copyright law, without the prior written consent of Grass Valley Group, P.O. Box 599000, Nevada City, CA 95959-7900 USA. GRASS VALLEY GROUP is a registered trademark and Grass Valley is a trademark of Grass Valley Group. All registered trademarks and trademarks are property of their respective holders. Grass Valley Group products are covered by U.S. and foreign patents, issued and pending. Product options and specifications subject to change without notice. The information in this manual is furnished for informational use only, is subject to change without notice, and should not be construed as a commitment by Grass Valley Group. Grass Valley Group assumes no responsibility or liability for any errors or inaccuracies that may appear in this publication.

FAQ Database

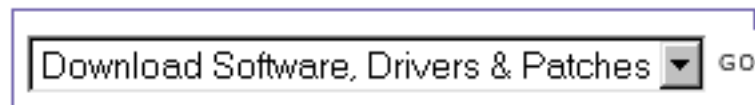
Many solutions to problems and troubleshooting efforts can be found by searching our Frequently Asked Questions (FAQ) database.

To access the FAQ database:

1. Select the Service/Support link on the Grass Valley Group home page.
2. Select the Online Support & FAQ link on the Service/Support page.
3. Follow the directions provided to access the FAQ database and other online support services.

Software Downloads

Software updates, drivers and patches may be downloaded via the Download link on the Grass Valley Group home page:



Version **2.0.1A**

File Name: sw_2020DAC_sw201a_fw1

2020DAC Release Notes

Introduction

This document provides information on the latest software release for the 2020DAC Audio Digital-to-Analog Converter module. Read this document completely before attempting to download the latest software.

CAUTION These notes contain critical information concerning the download process. Do not update software without completely reading [Software Downloading on page 2](#).

Pertinent reference documents are available on-line or hard copies can be ordered from Grass Valley Group. These documents detail:

- New Software features and operation,
- Remote software download,
- System requirements, and
- Hardware modifications (Field Modification Notes).

For more information, see [Reference Documents](#) at the end of these Notes.

Version 2.0.1A Software Release

The following new features are provided in v2.0.1A software for the 2020DAC:

- Remote control and monitoring of the module with a web-browser GUI interface.

The latest 2020DAC Instruction Manual describing changes or new features for this version software is available on-line in pdf format or can be ordered in hard copy.

System Requirements

For remote control and monitoring capability, the 2020DAC must be installed in a 2000 frame equipped with an 2000NET module. For more information on the 2000NET module refer to the 2000NET Network Interface Instruction Manual .

Software Downloading

Note The following notes contain information critical to the successful completion of the download.

- Install the latest software available for the 2000NET module (Version 2.1 or later required) before performing a download the 2000 module. Check the 2000NET software download page for the latest version.
- Depending on the errors that occur during the download, download times can take 30 minutes or more.
- The HTML page does not update during the download and will give the user an error message. Ignore these error messages. The HTML page is not a reliable method of determining if a download is complete. Use a terminal interface to monitor the download process (see *Monitoring the Download Procedure*).
- As long as the Comm LED is flashing On and Off with a 50% duty cycle, the download process is in progress. During the download process, the Comm LED will turn off for as long as 20 seconds while it is reprogramming the Flash and rebooting. This will occur up to 4 times on some modules.

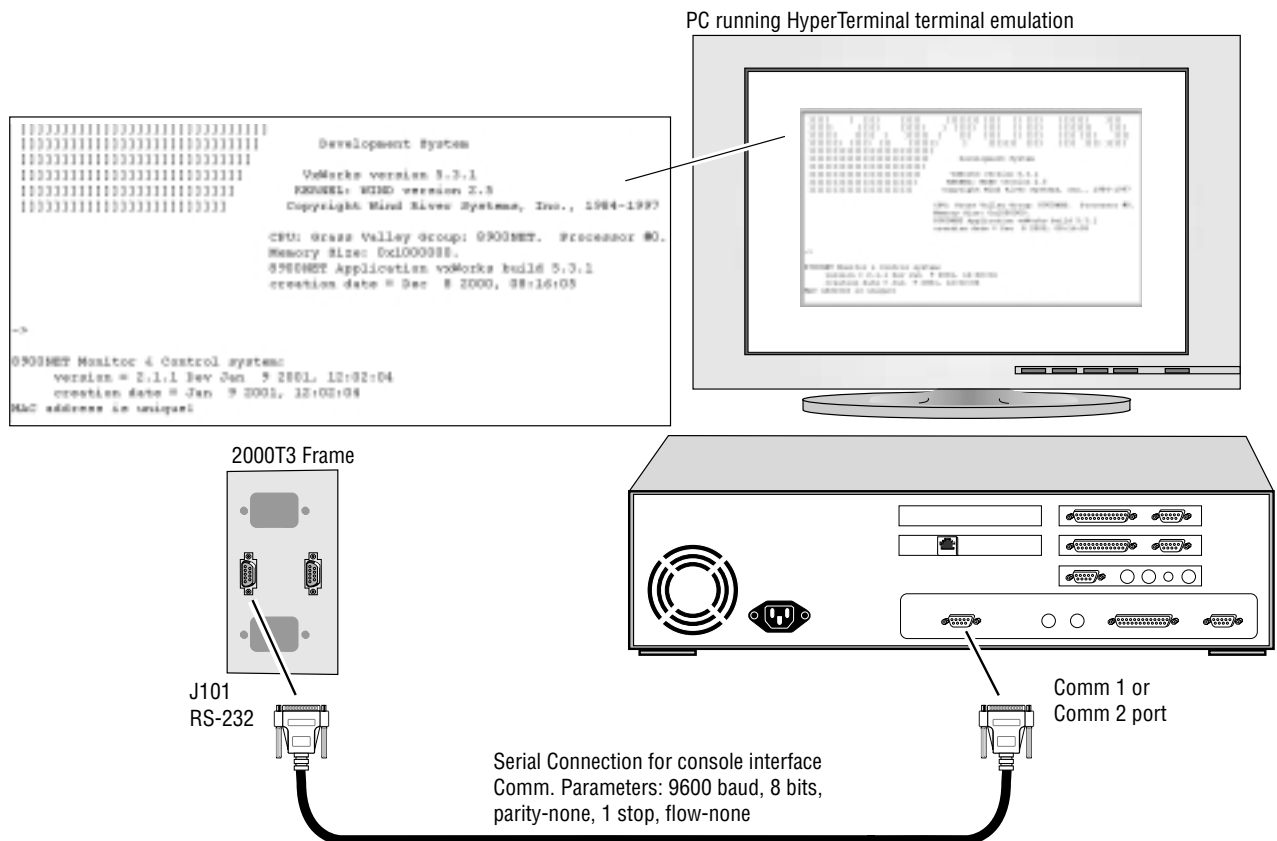
CAUTION Do not unplug the board during the download process. This will disable the module and it will have to be sent back to the factory for repair.

1. Return to the 2020DAC download software web page at this URL:
<http://www.grassvalleygroup.com/downloads/modular/2000Series/>
2. Select the link to the latest software download for the 2020DAC module.
3. Download software as described in the 2000NET Instruction Manual.
4. Verify the software update results by checking the Installed Software Version on the device's Status web page.

Monitoring the Download Procedure

To monitor the progress of the download, use the serial port connection (see Figure 1) with a computer running a terminal emulation application. This will provide an intensive view of the progress of the download.

Figure 1. Serial Port Console and PC Network Connections



Reference Documents

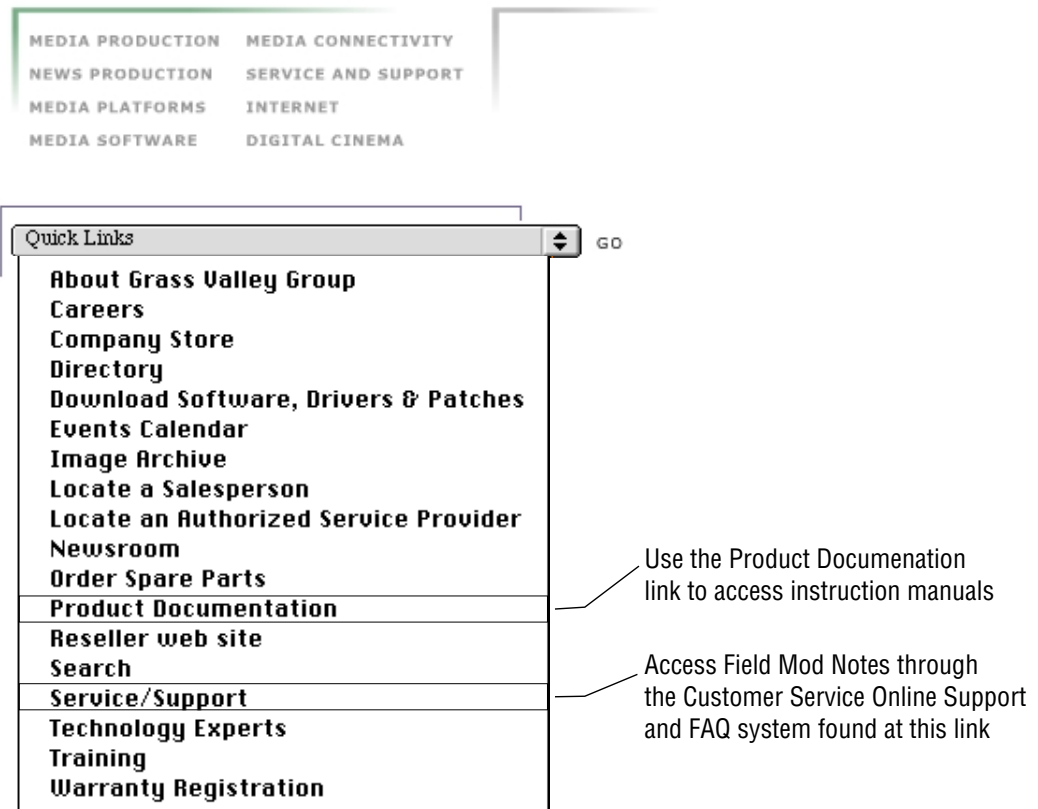
For on-line access to any of the reference documents referred to in this Release Note, check the module download page for direct links or return to the Grass Valley Group home page and select the Quick Links described below and shown in Figure 2.

- On-line access to all instruction manuals in PDF format is available from the Product Documentation link. From this link, scroll to the Media Connectivity category and select 8900 Modular Products.
- For access to all Field Modification Notes (FMNs), return to the Grass Valley Group home page and select Service/Support from the Quick Links.

From the Customer Service home page, select On-line Support and FAQs. Use the FAQ Search function to locate the FMN number or select Modular Components and Field Mod Notes/Service Bulletins for the entire list of FMNs.

All of the documents referred to may also be ordered in hard copy from any Grass Valley Group Sales or Customer Service source. Refer to *Contacting Grass Valley Group* at the front of this document.

Figure 2. Accessing Reference Documentation Through Quick Links





Grass Valley Group Headquarters
P.O. Box 599000
Nevada City, CA 95959-7900
USA

www.grassvalleygroup.com



0 7 1 8 0 8 4 0 1