

# LIVE PRODUCER X

## Simpler Operation with the Same High-End Creative Features as a Traditional Production Switcher



Grass Valley® offers a new user experience in creating live video programs with the introduction of Live Producer X. Live Producer X is aimed at giving production teams many of the same high-end creative features they can get with a traditional production switcher, but with a much simpler operational paradigm.

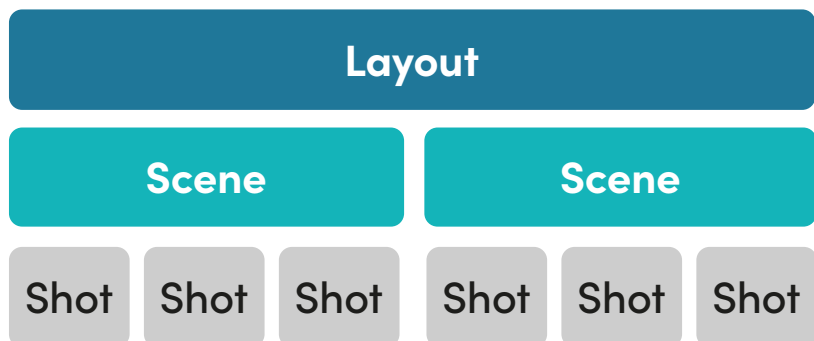
Like a traditional production switcher, Live Producer X can create a show with multiple layers of graphics, text, pre-recorded clips and live video sources. Live Producer X supports picture-in-picture with 2D resizing and positioning, as well as image crop, opacity and border controls. Complex, multibox sequences can be created with ease. A large range of built-in wipes and transitions can be combined with custom transitions that incorporate video, or graphics to create a uniquely branded look.

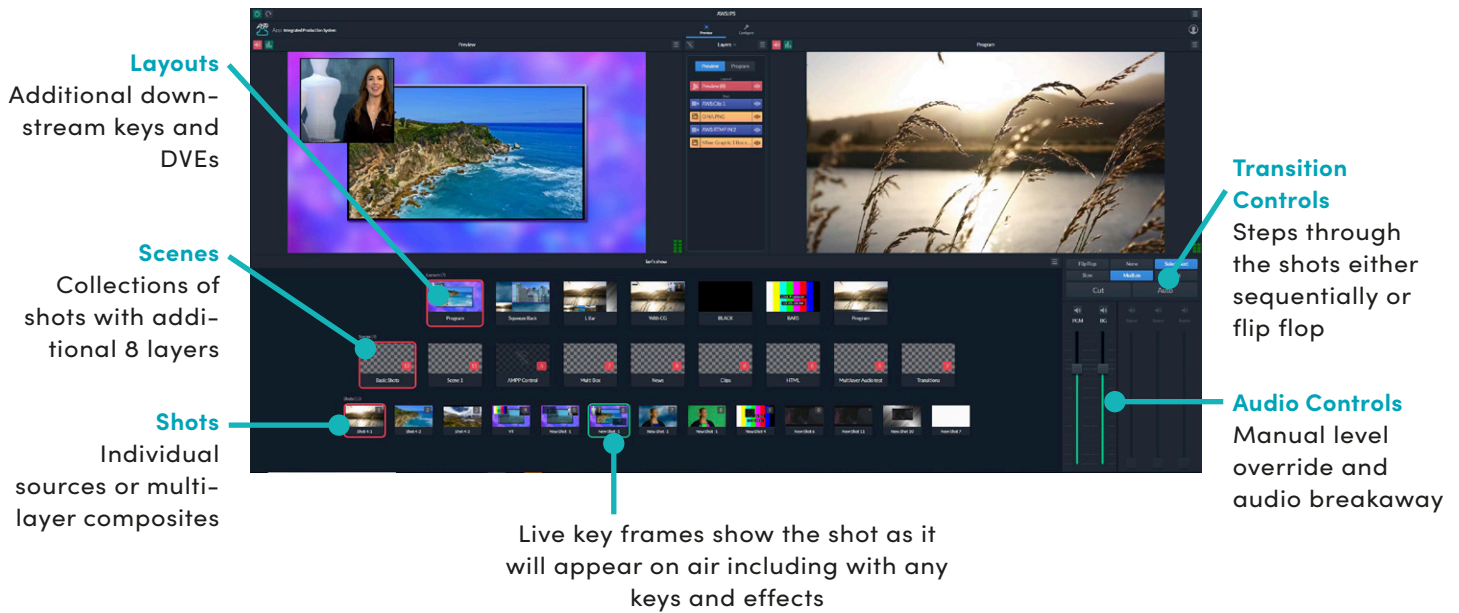
Unlike a traditional production switcher's method of building shows utilizing M/E layering and E-MEMs or macros, Live Producer X sets a new paradigm, but one already understood by both experienced TDs and pure creatives. It enables an organization to put the power of

storytelling into the hands of producers and other creatives without requiring formal technical switcher training.

Users of Live Producer X can organize a show into a set of layouts, scenes and shots that enable storytelling that is easily and consistently repeatable. Creatives can quickly configure looks in advance that match the expected run of show.

Live Producer X further simplifies user interaction with an operations hierarchy. Elements or actions that are applied at one level also apply to all the levels below it. For example, a graphic added as a video bug at the scene level is applied to all the lower level shots.





Live Producer X can quickly cut or mix a live video program just by selecting a look. Each layout, scene or shot is visible to the operator in the UI and can be instantly sent to preview or program at the click of a mouse. Keyboard shortcuts or calling up looks using the number pad make programming changes even faster.

When taking the next look to air, Live Producer X automatically provides a transition in and out. Layers can automatically animate their size and position so any action the operator takes looks smooth and professional.

While GV AMPP® provides advanced audio control with the Audio Mix X application, Live Producer X offers the ability to control audio transitions and relative levels in coordination with all of the other program elements. Building the show can also include definition of which audio sources are exposed to the operator for manual control within a specific scene.

As live production regularly requires last second changes, even with complex multilayer scenes or shots, an operator's options are never restricted. Fine control of each element of the program is always accessible. Any transition sequence can be seen in preview prior to taking to air. Because shots and scenes are set up with virtual inputs, it's simple to reassign sources without affecting the program. Even during the show a detailed program layer view provides instant overrides to add or remove elements from the live output.

Because Live Producer X is a solution enabled by AMPP, Grass Valley's cloud-based media processing platform, creatives can access and operate Live Producer X from anywhere with a standard internet connection, including the public internet, VPNs and in-house networks.

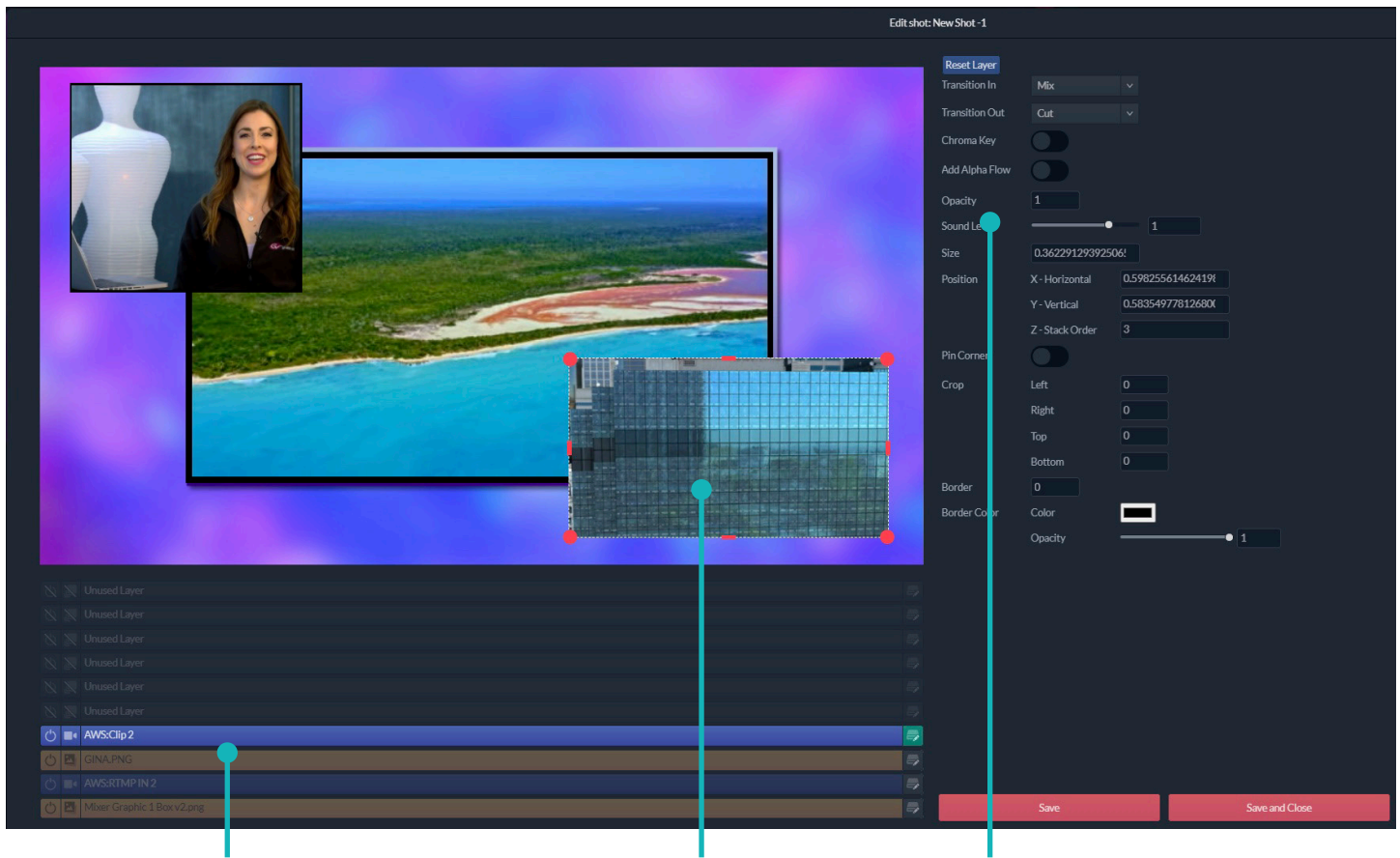
For simplicity in moving from one show to another, or transitioning from one operator to another, programming may be saved in show files that are readily transferrable.

## Key Features

- Single application for single operator productions
- Includes built-in flow monitors for PVW and PGM as well as source thumbnails
- Dynamic pool of clip players
- Built-in image stores for graphics/animated clips
- Built-in HTML renderers for graphics
- Supports chromakey
- Accepts any available AMPP audio or video flow for live sources
- Built-in IP encoding for streaming
- Multiple key layers with animations
- Audio mixing with manual level override
- Supports keyboard and MAV module control

## Specifications

- Supports all GV AMPP input formats and standards
- Built-in encoding for online streaming platforms
- Built-in program and preview monitoring with source thumbnails eliminates the need for a separate multiviewer
- User controls apply to layouts, scenes and shots
- Layouts, scenes and shots support up to 8 key layers, with a total of 24 layers



Shots can have up to 8 layers and can be:

- Live
- Graphic
- Clip
- HTML
- AMPP Control
- Audio

Layers can be sized and positioned by dragging on the UI

### Layer Properties

Each layer has a number of animatable properties including border, cropping, opacity, chroma key

## Security

Rest assured, AMPP is designed with security in mind. Conforming to the best IT practices of a representational state transfer (REST) architecture:

- All REST operations are executed over HTTPS for secure communication
- All REST operations rely on JSON Web Tokens (JWT) for authorization

IP streaming in AMPP is encrypted when applicable (SRT (AES), RIST (AES), RTMPS (TLS/SSL), WebRTC (DTLS/SRTP), AMPP Streaming (DTLS/SRTP)).



This product may be protected by one or more patents. For further information, please visit: [www.grassvalley.com/patents](http://www.grassvalley.com/patents)

DS-PUB-3-0999C-EN

GRASS VALLEY, GV, GV AMPP and the Grass Valley Logo are trademarks or registered trademarks of Grass Valley USA, LLC, or its affiliated companies in the United States and other jurisdictions. Grass Valley products listed above are trademarks or registered trademarks of Grass Valley USA, LLC or its affiliated companies, and other parties may also have trademark rights in other terms used herein. Copyright © 2021-2023 Grass Valley Canada. All rights reserved. Specifications subject to change without notice.

[www.grassvalley.com](http://www.grassvalley.com) Join the Conversation at GrassValleyLive on [Facebook](#), [Twitter](#), [YouTube](#) and Grass Valley on [LinkedIn](#)